

Special Order PBR/R Commercial Panel Trims

Important Note: All Commercial Panel trims are made from 29 gauge steel.

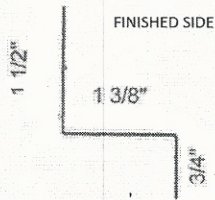
Tolerance of 1/8" plus or minus on ALL TRIMS.

****ALL TRIMS ARE 4" OVER EVENFOOT UNLESS OTHERWISE NOTED (8'4"-20'4"). SPECIAL TRIM PRICES BASED ON TOTAL INCHES X TOTAL BENDS. A HEM IS ONE BEND.****

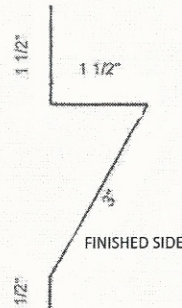
Lead time varies. Average 1-2 weeks.

POST BUILDING COMMERCIAL TRIMS

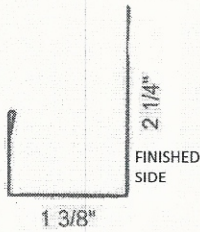
CR Z-BAR



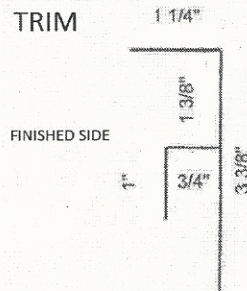
CR RAT GUARD



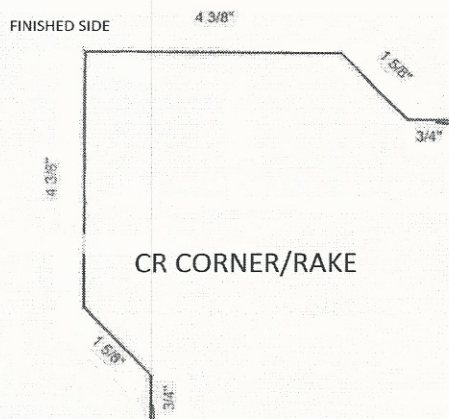
1"



CR/GR OVERHANG TRIM



CR J CHANNEL



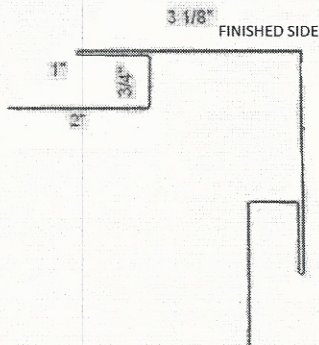
CR CORNER/RAKE

ALL TRIMS ARE 4" OVER EVENFOOT UNLESS OTHERWISE NOTED (8'4"~20'4"). SPECIAL TRIM PRICES BASED ON TOTAL INCHES X TOTAL BENDS. A HEM IS ONE BEND.

*STOCKED TRIM

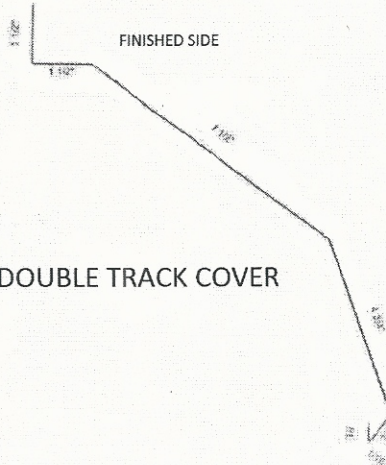
POST BUILDING MISCELLANEOUS TRIMS

HOUSE CORNER

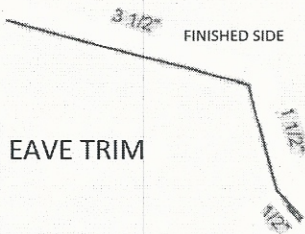


FINISHED SIDE

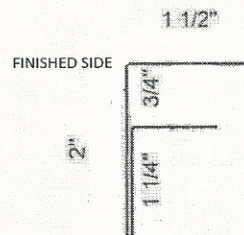
DOUBLE TRACK COVER



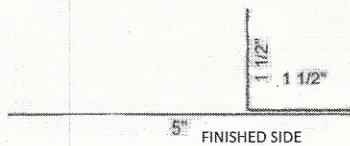
EAVE TRIM



F CHANNEL



T-BAR



ALL TRIMS ARE 4" OVER EVENFOOT UNLESS OTHERWISE NOTED
(8'4"-20'4"). SPECIAL TRIM PRICES BASED ON TOTAL INCHES X
TOTAL BENDS. A HEM IS ONE BEND.

*STOCKED TRIM