



Universal Master Flash®

Designed for the **Metal Roofing Industry**

Advanced Ozone Resistance tested to...		EPDM 70 hour @ 500 pphm	HIGH TEMP RED/GRAY SILICONE 70 hour @ 500 pphm
High Temperature Resistance Tested to	Intermittent	+135°C (+275°F)	+260°C (+500°F)
	Continuous	+100°C (+212°F)	+225°C (+437°F)
Low Temperature Resistance tested to...		-55°C (-67°F)	-74°C (-101°F)
Compression Set Maximum...		25%	50%

*Complete specification data and testing methods are available upon request.



All Around Design Excellence

This universal flashing has been designed to fit virtually all panel configurations. Sleeve flexibility absorbs vibration and pipe movement caused by expansion/contraction. Easy on-site customization can accommodate all normal installations.

Available in ten sizes fourteen EPDM colors

Unique compression seal technology

Pipe diameters can be seen clearly for proper fitting.

Weather Protection
Made of EPDM or High Temp Silicone, These flashings are compounded specifically for maximum resistance to weathering due to ozone and ultraviolet light.

Sleeve flexibility absorbs vibration and pipe movement caused by expansion/contraction



Adaptable Base

The base is designed to mold to most panel configurations and roof pitches regardless of pipe location.

Easy on-site customization accommodates all normal installations.



Master Flash® was used to create a new engineering standard for profiled roofing by the International Association of Plumbing and Mechanical Officials (for the Uniform Plumbing Code) and remains the only product listed. These products are also listed for use with Type B vents.

The addition of fire retarding agents milled directly into the rubber compound created a self extinguishing feature which enables it to be used with type "B" vents. Listed with IAPMO certification No. 3121

BN-Brown BA-Black NG-Dark Gray GG-Gray WT-White DG-Dark Green LG-Light Green DB-Dark Blue LB-Light Blue BR-Bright Red TC-Terra Cotta CP-Copper TN-Tan

PART NUMBER KEY

Base Size Color

RD Mini BA
RD 051 BA

Color Options

BN-Brown • NG-Dark Gray
BA-Black • GA-Gray • WT-White
DG-Dark Green LG-Light Green
DB-Dark Blue • LB-Light Blue • BR-Bright Red
TC-Terra Cotta • CP-Copper • TN-Tan

SILICONE PART NUMBER KEY

Base Size Color

RD 102 RA
RD 102 RA

Silicone Color Options

RA-Red High Temp Silicone
GX-Gray High Temp Silicone
BX-Black HighTemp Silicone



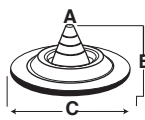
	Name	Part #	Compound	Pipe Range	Base
	Mini	RD051BA	Black EPDM	Closed- 1" (0 - 25mm)	4" (101mm)
	#1	RD101BA	Black EPDM	Closed- 1-7/8" (0 - 47mm)	4-3/4" (120mm)
	#2	RD201BA	Black EPDM	1-1/4" - 3" (31 - 76mm)	6-1/4" (159mm)
	#3	RD301BA	Black EPDM	Closed - 5" (0 - 127mm)	7-3/4" (196mm)
	#4	RD401BA	Black EPDM	2-1/4" - 6-1/4" (57 - 158mm)	9-1/4" (234mm)
	#5	RD501BA	Black EPDM	3-1/2" - 7-3/4" (88- 196mm)	10-1/2" (266mm)
	#6	RD601BA	Black EPDM	5" - 9" (127 - 228mm)	12-1/2" (317mm)
	#7	RD701BA	Black EPDM	6" - 11" (152 - 280mm)	14-1/2" (368mm)
	#8	RD801BA	Black EPDM	7" - 13" (175 - 330mm)	16-1/2" (412mm)
	#9	RD901BA	Black EPDM	7-3/4" - 19" (196 - 482mm)	25-1/4" (641mm)



Sizing Chart

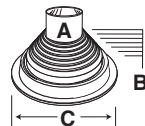
Check diameter of pipe. Select the appropriate Universal Master Flash® for pipe or duct diameter. Only use maximum pipe diameters on minimal roof angles. For extreme pitch or surface irregularity select next larger size. Then refer to the part number for the Universal Master Flash® desired.

Mini Universal Flashing Details



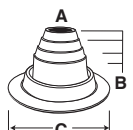
A-Top Opening	Closed
B-Overall Height	1-1/2" (38mm)
C-Base	4" (101mm)

#5 Universal Flashing Details



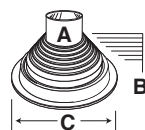
A-Top Opening	3-1/2" (88mm)
B-Overall Height	4-1/4" (107mm)
C-Base	10-1/2" (266mm)

#1 Universal Flashing Details



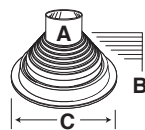
A-Top Opening	Closed
B-Overall Height	3-1/4" (82mm)
C-Base	4-3/4" (120mm)

#6 Universal Flashing Details



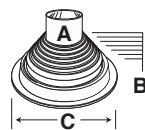
A-Top Opening	5" (127mm)
B-Overall Height	6" (152mm)
C-Base	12-1/2" (317mm)

#2 Universal Flashing Details



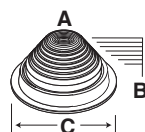
A-Top Opening	1-1/4" (31mm)
B-Overall Height	4" (101mm)
C-Base	6-1/4" (158mm)

#7 Universal Flashing Details



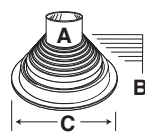
A-Top Opening	6" (152mm)
B-Overall Height	6" (152mm)
C-Base	14-1/2" (368mm)

#3 Universal Flashing Details



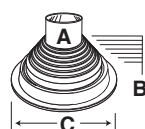
A-Top Opening	Closed
B-Overall Height	4" (101mm)
C-Base	7-3/4" (196mm)

#8 Universal Flashing Details



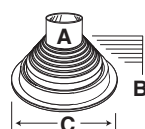
A-Top Opening	7" (175mm)
B-Overall Height	6-1/2" (165mm)
C-Base	16-1/2" (412mm)

#4 Universal Flashing Details



A-Top Opening	2-1/4" (57mm)
B-Overall Height	4-3/4" (120mm)
C-Base	9-1/4" (234mm)

#9 Universal Flashing Details



A-Top Opening	7-3/4" (196mm)
B-Overall Height	9" (228mm)
C-Base	25-1/4" (641mm)